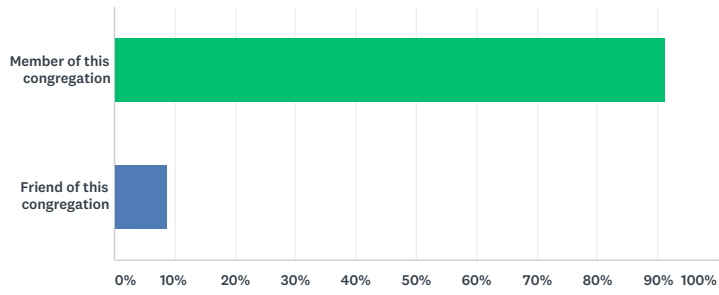


### Q1 Are you a ....

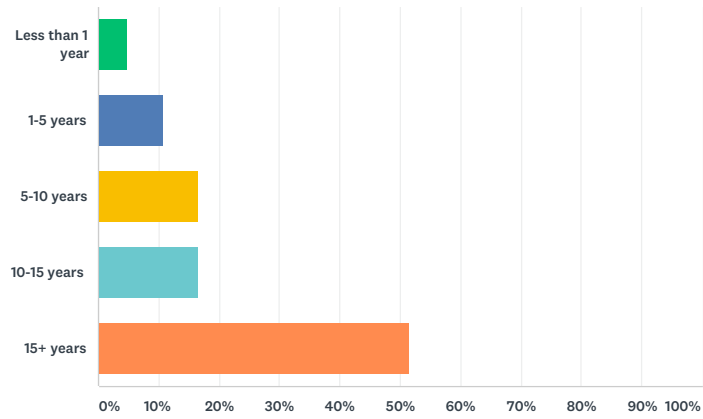
Answered: 103 Skipped: 1



ANSWER CHOICES	RESPONSES	
Member of this congregation	91.26%	94
Friend of this congregation	8.74%	9
TOTAL		103

### Q2 How long have you been associated with this congregation?

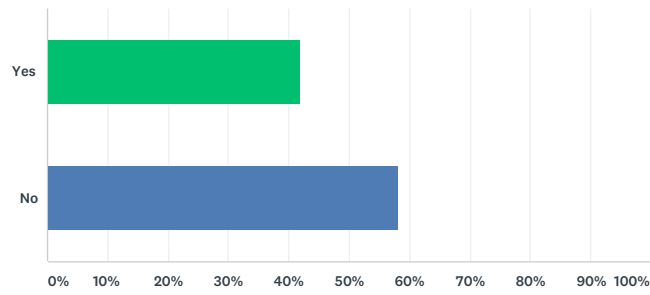
Answered: 103 Skipped: 1



ANSWER CHOICES	RESPONSES	
Less than 1 year	4.85%	5
1-5 years	10.68%	11
5-10 years	16.50%	17
10-15 years	16.50%	17
15+ years	51.46%	53
<b>TOTAL</b>		<b>103</b>

### Q3 Have you been associated with other Unitarian Universalist congregations?

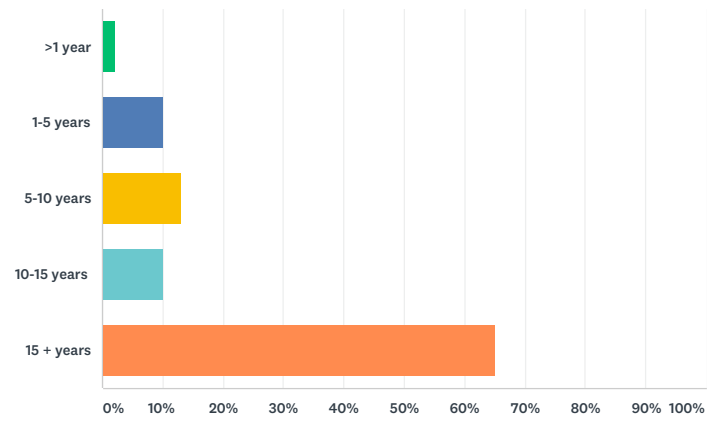
Answered: 103 Skipped: 1



ANSWER CHOICES	RESPONSES	
Yes	41.75%	43
No	58.25%	60
TOTAL		103

### Q4 How long have you been a Unitarian Universalist?

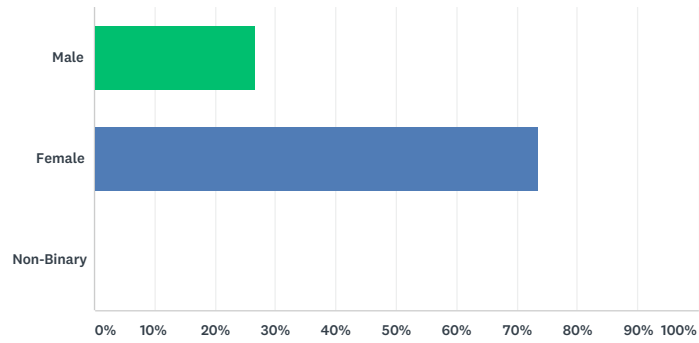
Answered: 100 Skipped: 4



ANSWER CHOICES	RESPONSES	
>1 year	2.00%	2
1-5 years	10.00%	10
5-10 years	13.00%	13
10-15 years	10.00%	10
15+ years	65.00%	65
TOTAL		100

### Q5 What gender do you identify with?

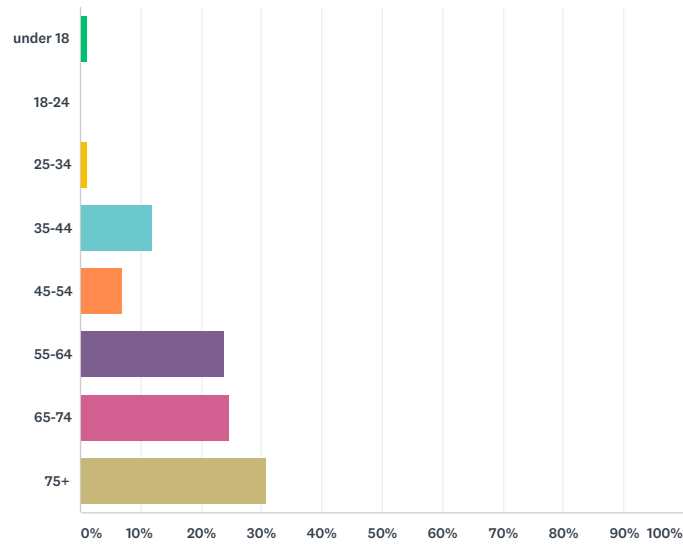
Answered: 102 Skipped: 2



ANSWER CHOICES	RESPONSES	
Male	26.47%	27
Female	73.53%	75
Non-Binary	0.00%	0
TOTAL		102

### Q6 Age?

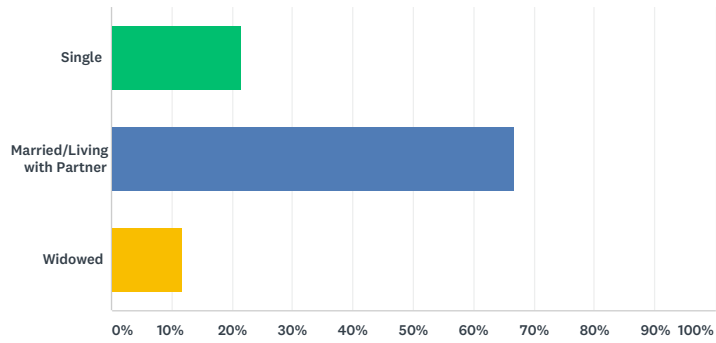
Answered: 101 Skipped: 3



ANSWER CHOICES	RESPONSES	
under 18	0.99%	1
18-24	0.00%	0
25-34	0.99%	1
35-44	11.88%	12
45-54	6.93%	7
55-64	23.76%	24
65-74	24.75%	25
75+	30.69%	31
<b>TOTAL</b>		<b>101</b>

### Q7 Marital Status

Answered: 102 Skipped: 2



ANSWER CHOICES	RESPONSES	
Single	21.57%	22
Married/Living with Partner	66.67%	68
Widowed	11.76%	12
TOTAL		102

### Q8 Number of Children in each age range

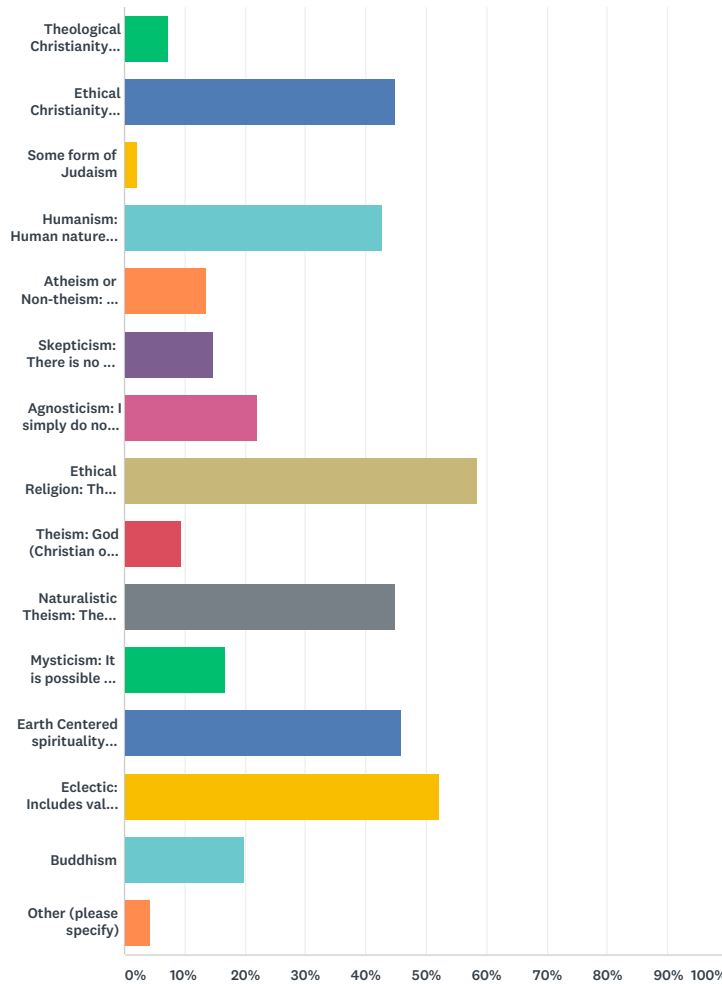
Answered: 46 Skipped: 58

ANSWER CHOICES	RESPONSES	
0-3 years old	50.00%	23
4-6 years old	50.00%	23
7-11 years old	56.52%	26
12-18 years old	89.13%	41



**Q9 Please choose which of the following, or what combination, best describes your religious orientation. Please check all that apply. If none seem adequate, add your own statement.**

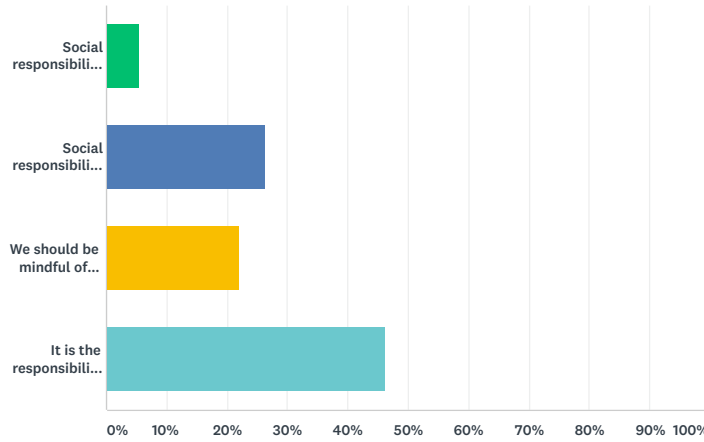
Answered: 96 Skipped: 8



ANSWER CHOICES	RESPONSES
Theological Christianity: Jesus is a unique revelation of the divine	7.29% 7
Ethical Christianity: Jesus is a great moral teacher	44.79% 43
Some form of Judaism	2.08% 2
Humanism: Human nature is the basis of all religion and ethics	42.71% 41
Atheism or Non-theism: The concept of deity is not helpful	13.54% 13
Skepticism: There is no way of knowing the truth with regard to theological matters	14.58% 14
Agnosticism: I simply do not know "the truth" about theological matters	21.88% 21
Ethical Religion: The function of religion is to encourage the development of ethical living	58.33% 56
Theism: God (Christian or other concepts) is the center of faith	9.38% 9
Naturalistic Theism: The powers we have traditional attributed to a supernatural god are inherent on the natural world. The natural world elicits our respect and devotion.	44.79% 43
Mysticism: It is possible for humans to have a vital identification with the Cosmos	16.67% 16
Earth Centered spirituality: which celebrates the sacred circle of life and instructs us to live in harmony with the rhythms of nature.	45.83% 44
Eclectic: Includes values from many different sources, including world religions.	52.08% 50
Buddhism	19.79% 19
Other (please specify)	4.17% 4
Total Respondents: 96	

### Q10 Which of the following most closely reflects your attitude towards Social Action at the church?

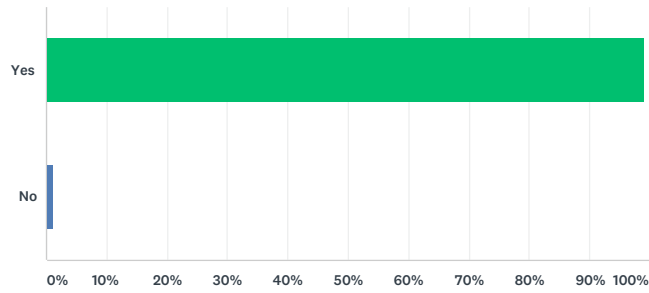
Answered: 91 Skipped: 13



ANSWER CHOICES	RESPONSES	
Social responsibility rests with the individual. I decide what issues and to what extent I take action. My decisions are independent of the church community.	5.49%	5
Social responsibility rests with the individual. The church helps me clarify my values relating to the issues. My decisions for action are independent of the church community.	26.37%	24
We should be mindful of outside social matters and provide limited support only after adequate review and discussion of the congregation.	21.98%	20
It is the responsibility of a liberal religious community to collectively and generously support social programs.	46.15%	42
<b>TOTAL</b>		<b>91</b>

Q11 Do you feel that the social programs supported by this congregation in the past (e.g. Community Suppers, SHARE, our partner church in Romania) are effective and/or worthwhile endeavors?

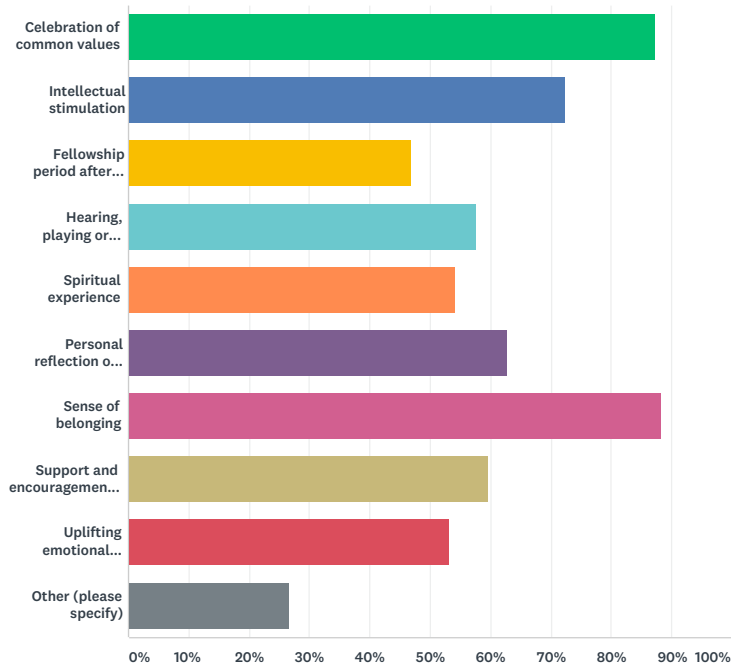
Answered: 89 Skipped: 15



ANSWER CHOICES	RESPONSES	
Yes	98.88%	88
No	1.12%	1
TOTAL		89

Q12 Which of the following reasons keep you connected to the congregation? (Choose all that apply)

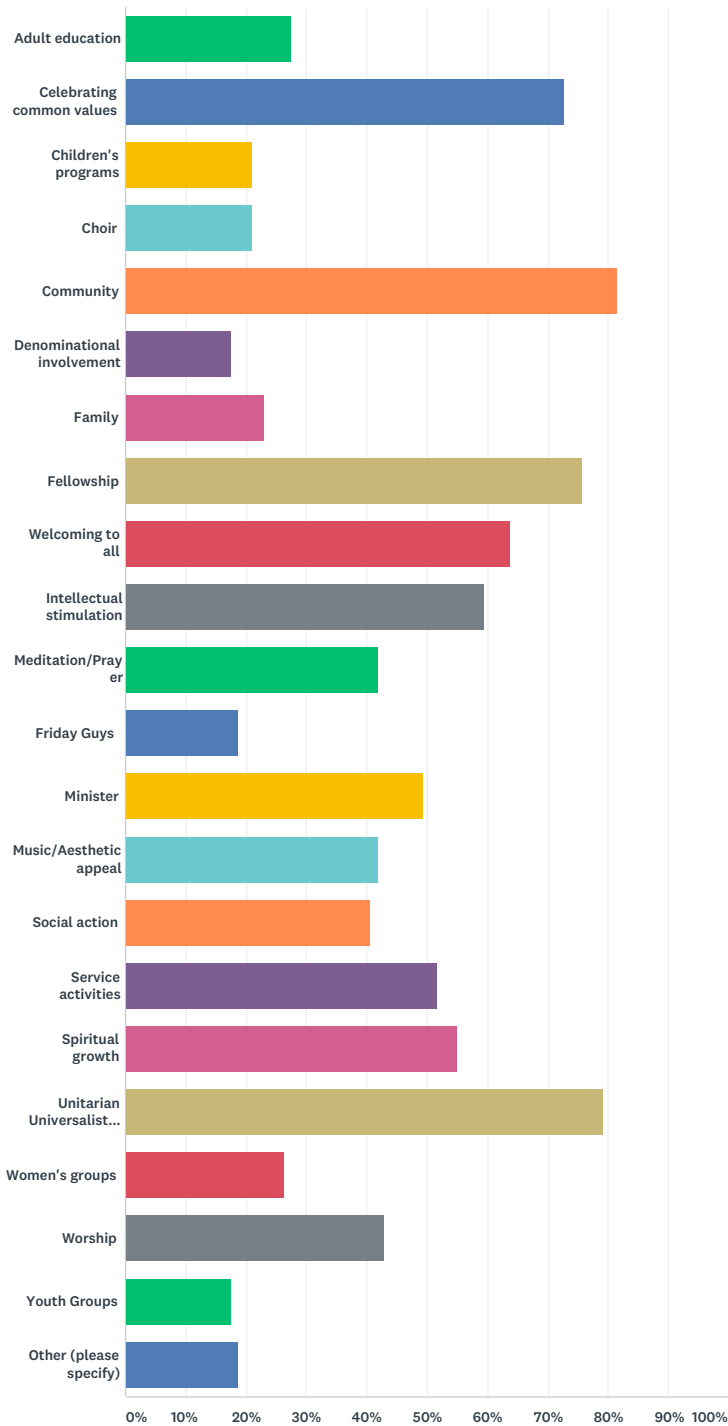
Answered: 94 Skipped: 10



ANSWER CHOICES	RESPONSES	
Celebration of common values	87.23%	82
Intellectual stimulation	72.34%	68
Fellowship period after services	46.81%	44
Hearing, playing or singing music	57.45%	54
Spiritual experience	54.26%	51
Personal reflection or meditation	62.77%	59
Sense of belonging	88.30%	83
Support and encouragement for social action	59.57%	56
Uplifting emotional experience	53.19%	50
Other (please specify)	26.60%	25
Total Respondents: 94		

Q13 Indicate all the reasons that you continue to attend the church.

Answered: 91 Skipped: 13

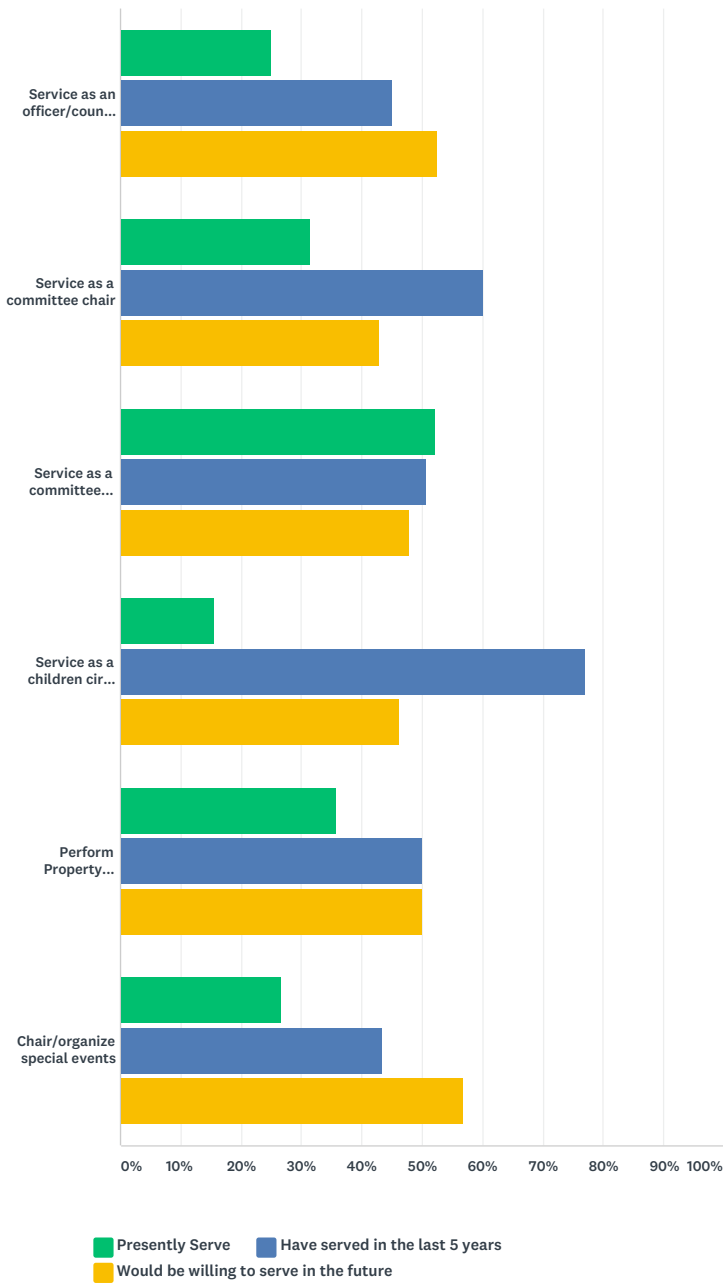


ANSWER CHOICES	RESPONSES	
Adult education	27.47%	25
Celebrating common values	72.53%	66
Children's programs	20.88%	19
Choir	20.88%	19
Community	81.32%	74
Denominational involvement	17.58%	16
Family	23.08%	21

Fellowship	75.82%	69
Welcoming to all	63.74%	58
Intellectual stimulation	59.34%	54
Meditation/Prayer	41.76%	38
Friday Guys	18.68%	17
Minister	49.45%	45
Music/Aesthetic appeal	41.76%	38
Social action	40.66%	37
Service activities	51.65%	47
Spiritual growth	54.95%	50
Unitarian Universalist beliefs	79.12%	72
Women's groups	26.37%	24
Worship	42.86%	39
Youth Groups	17.58%	16
Other (please specify)	18.68%	17
Total Respondents: 91		

Q14 Please indicate your history/willingness/ability to serve the congregation in the following capacities: Please check all that apply

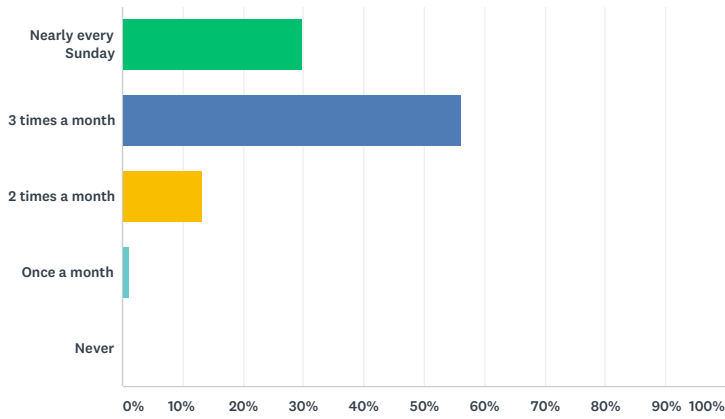
Answered: 78 Skipped: 26



	PRESENTLY SERVE	HAVE SERVED IN THE LAST 5 YEARS	WOULD BE WILLING TO SERVE IN THE FUTURE	TOTAL RESPONDENTS
Service as an officer/council member	25.00% 10	45.00% 18	52.50% 21	40
Service as a committee chair	31.43% 11	60.00% 21	42.86% 15	35
Service as a committee member	52.05% 38	50.68% 37	47.95% 35	73
Service as a children circle leader/youth group leader	15.38% 4	76.92% 20	46.15% 12	26
Perform Property maintenance	35.71% 10	50.00% 14	50.00% 14	28
Chair/organize special events	26.67% 8	43.33% 13	56.67% 17	30

### Q15 How often would you like the minister to preach?

Answered: 91 Skipped: 13

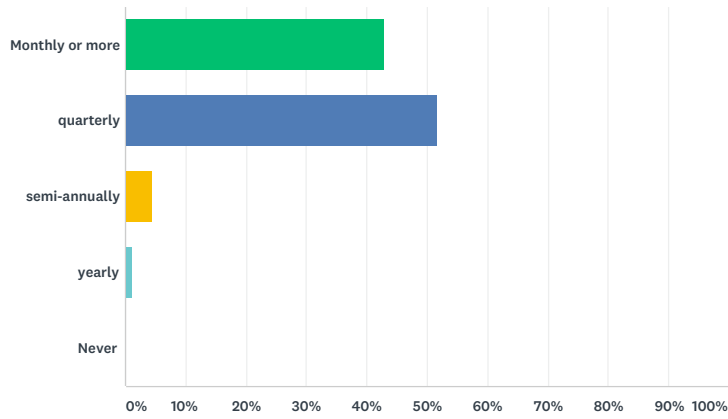


ANSWER CHOICES	RESPONSES	
Nearly every Sunday	29.67%	27
3 times a month	56.04%	51
2 times a month	13.19%	12
Once a month	1.10%	1
Never	0.00%	0
<b>TOTAL</b>		<b>91</b>



Q16 How often would you like to have a guest minister or other speaker?

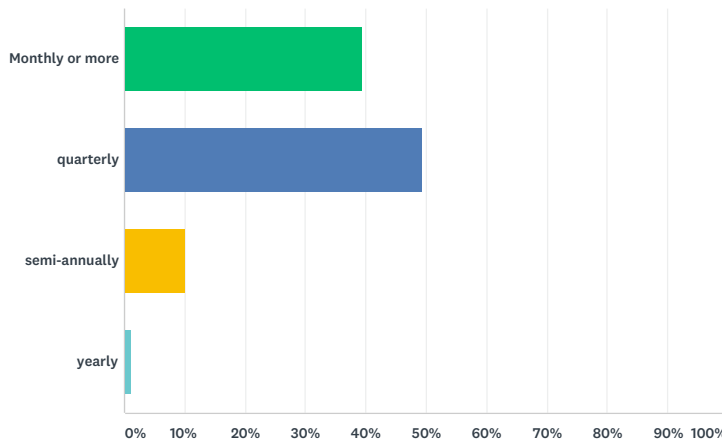
Answered: 91 Skipped: 13



ANSWER CHOICES	RESPONSES	
Monthly or more	42.86%	39
quarterly	51.65%	47
semi-annually	4.40%	4
yearly	1.10%	1
Never	0.00%	0
<b>TOTAL</b>		<b>91</b>

Q17 How often would you like to have a service that is either led, or contains the significant involvement of a layperson?

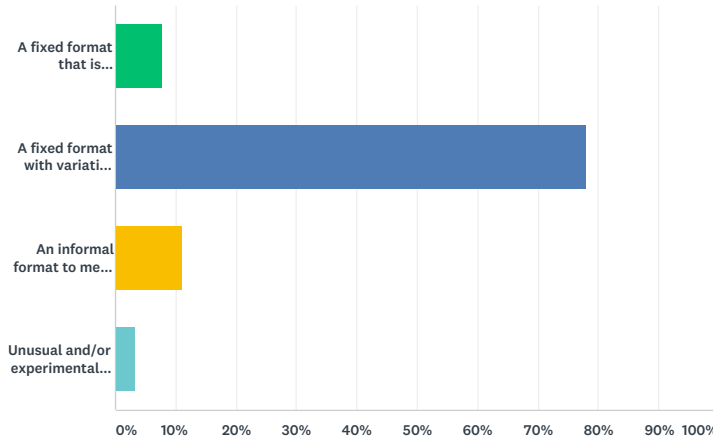
Answered: 89 Skipped: 15



ANSWER CHOICES	RESPONSES	
Monthly or more	39.33%	35
quarterly	49.44%	44
semi-annually	10.11%	9
yearly	1.12%	1
<b>TOTAL</b>		<b>89</b>

Q18 What Sunday Service format do you prefer most of the time? (select one)

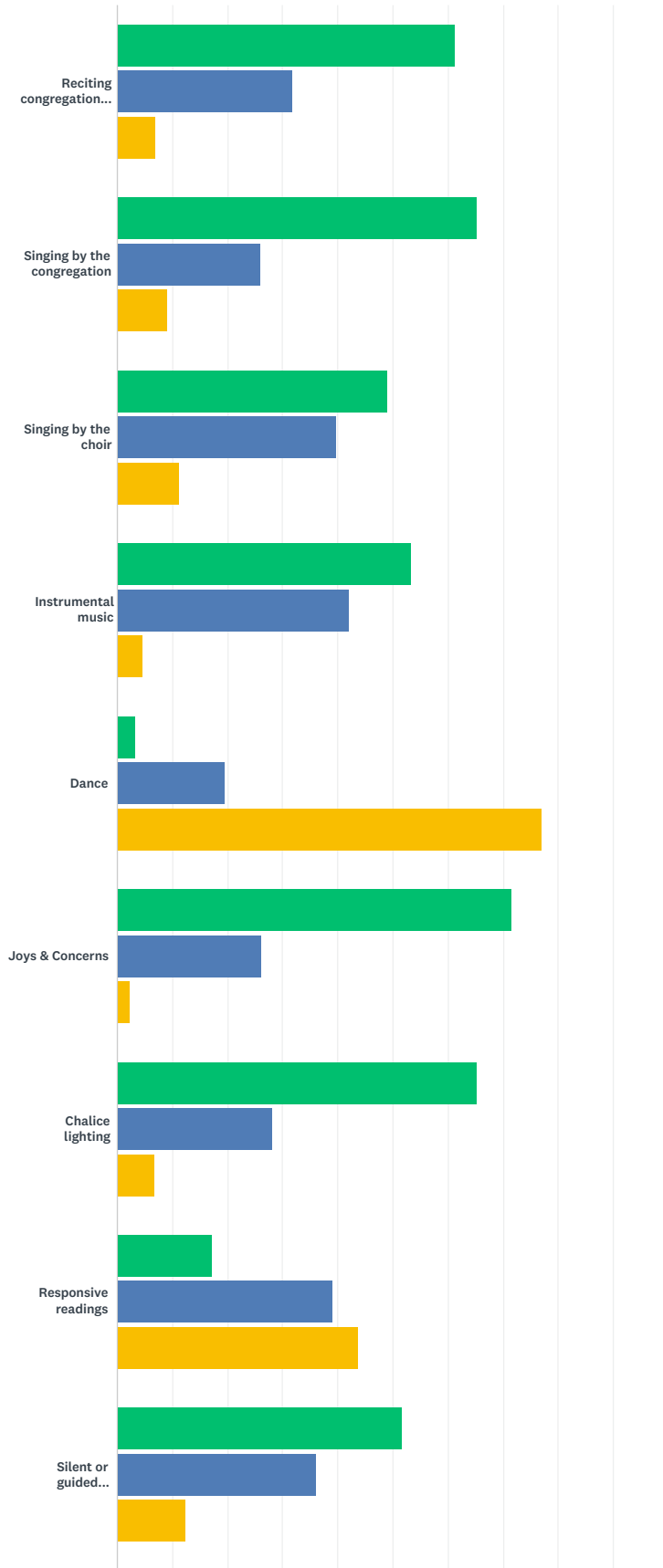
Answered: 91 Skipped: 13

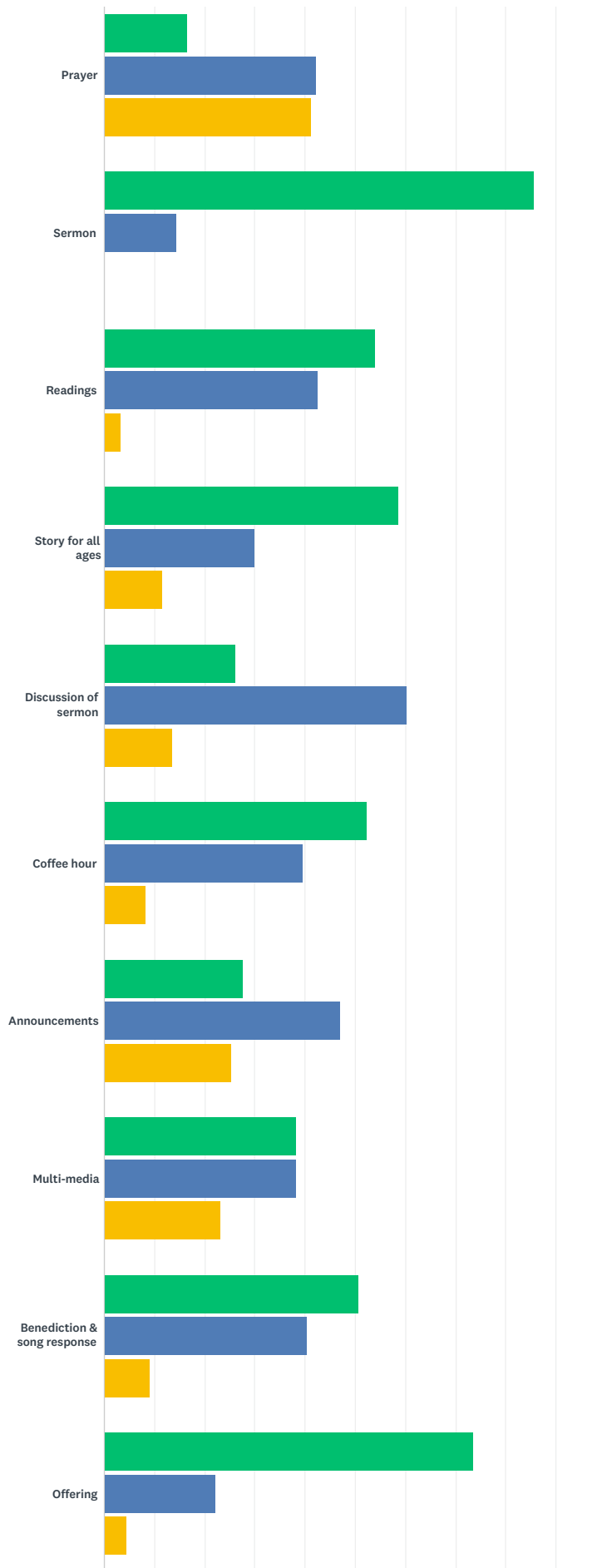


ANSWER CHOICES	RESPONSES	
A fixed format that is consistent from week to week.	7.69%	7
A fixed format with variations when desired or for special Sundays.	78.02%	71
An informal format to meet the topic or focus of the day.	10.99%	10
Unusual and/or experimental services.	3.30%	3
<b>TOTAL</b>		<b>91</b>

### Q19 How important to you are the following specific items which may be part of the Sunday Service?

Answered: 90 Skipped: 14





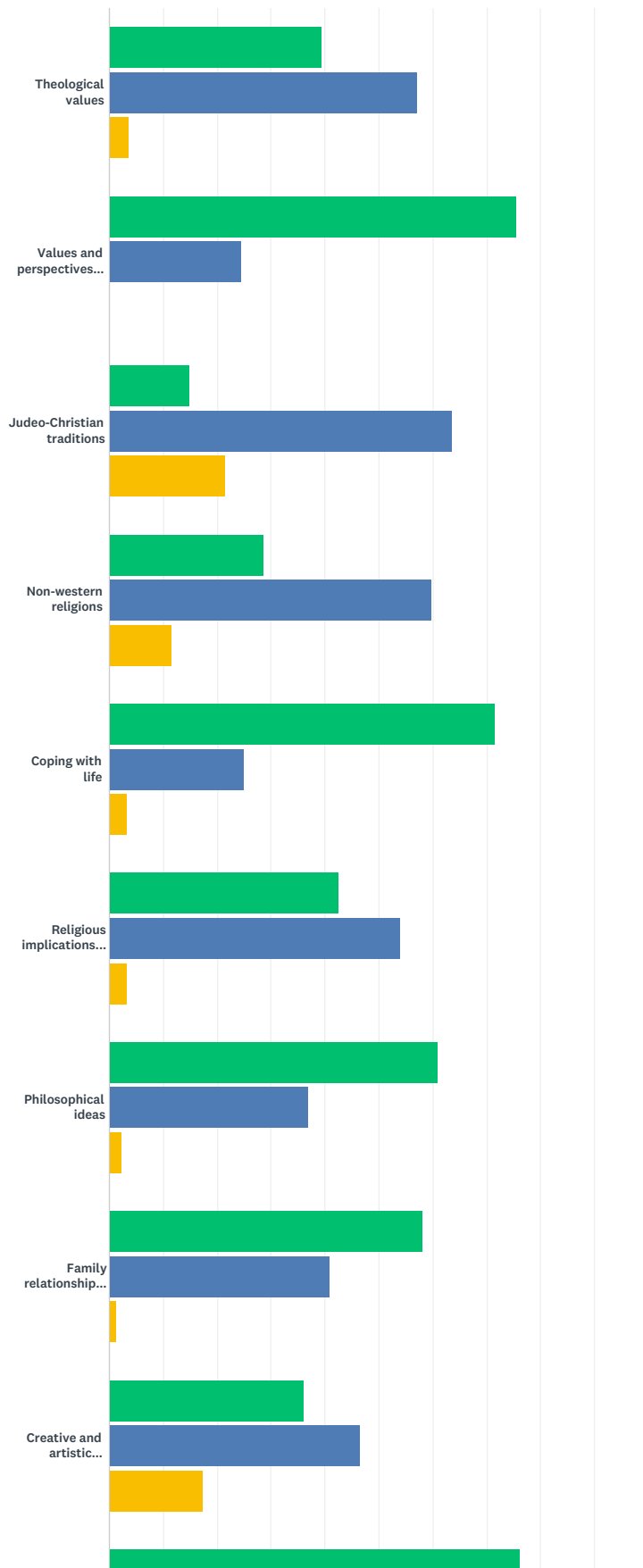
0% 10% 20% 30% 40% 50% 60% 70% 80% 90% 100%

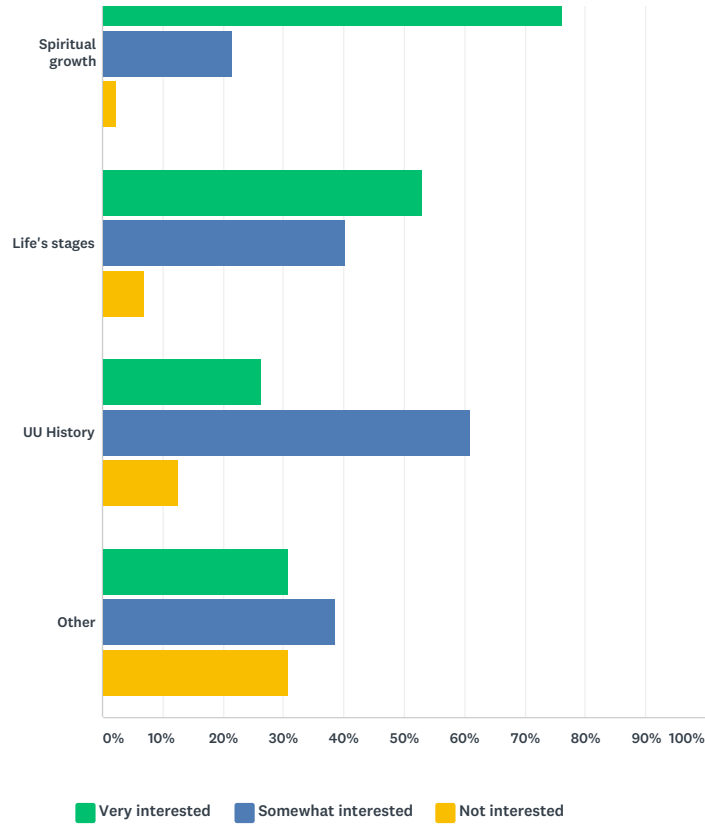
Very Important Somewhat Important Not important

	VERY IMPORTANT	SOMEWHAT IMPORTANT	NOT IMPORTANT	TOTAL
Reciting congregation affirmation	61.36% 54	31.82% 28	6.82% 6	88
Singing by the congregation	65.17% 58	25.84% 23	8.99% 8	89
Singing by the choir	48.86% 43	39.77% 35	11.36% 10	88
Instrumental music	53.41% 47	42.05% 37	4.55% 4	88
Dance	3.45% 3	19.54% 17	77.01% 67	87
Joys & Concerns	71.59% 63	26.14% 23	2.27% 2	88
Chalice lighting	65.17% 58	28.09% 25	6.74% 6	89
Responsive readings	17.24% 15	39.08% 34	43.68% 38	87
Silent or guided meditation	51.69% 46	35.96% 32	12.36% 11	89
Prayer	16.47% 14	42.35% 36	41.18% 35	85
Sermon	85.56% 77	14.44% 13	0.00% 0	90
Readings	54.02% 47	42.53% 37	3.45% 3	87
Story for all ages	58.62% 51	29.89% 26	11.49% 10	87
Discussion of sermon	26.14% 23	60.23% 53	13.64% 12	88
Coffee hour	52.33% 45	39.53% 34	8.14% 7	86
Announcements	27.59% 24	47.13% 41	25.29% 22	87
Multi-media	38.37% 33	38.37% 33	23.26% 20	86
Benediction & song response	50.56% 45	40.45% 36	8.99% 8	89
Offering	73.33% 66	22.22% 20	4.44% 4	90

### Q20 Contents of Service (Please rate your interest)

Answered: 90 Skipped: 14



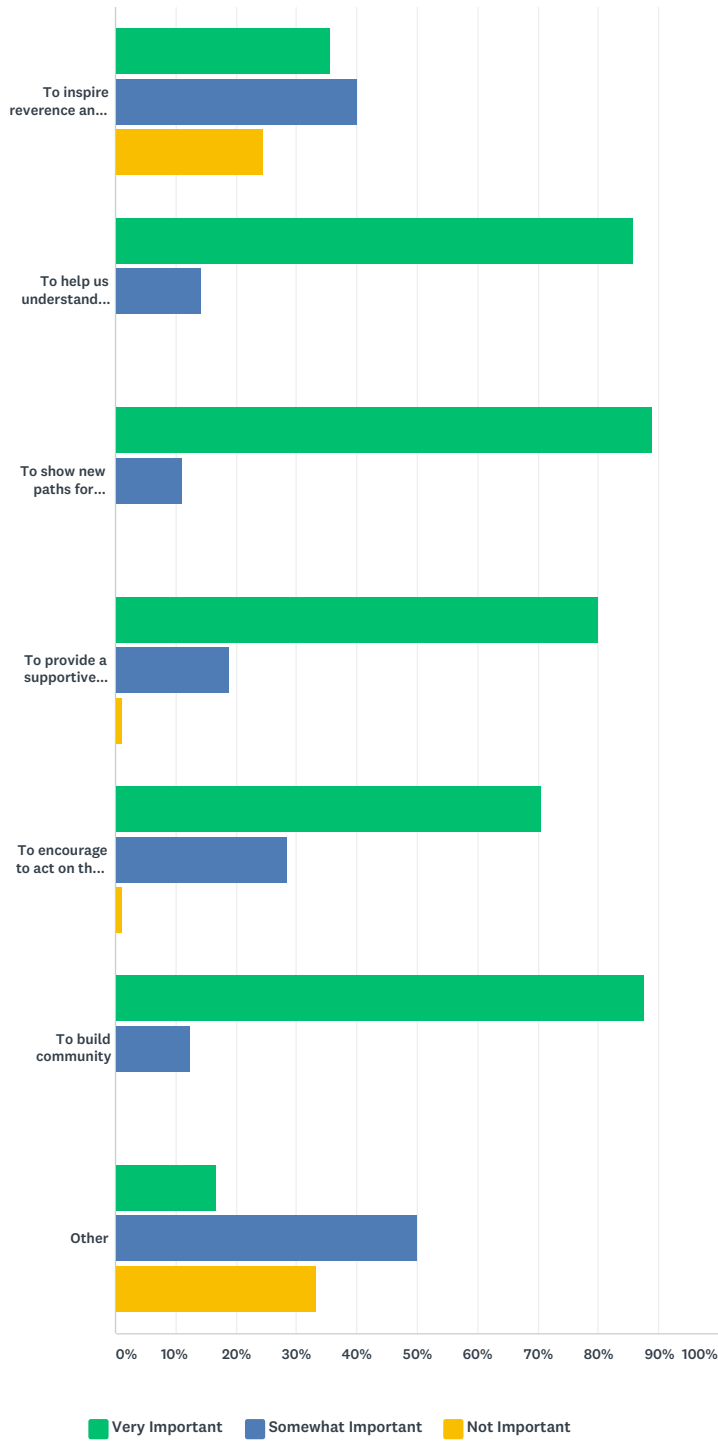


	VERY INTERESTED	SOMEWHAT INTERESTED	NOT INTERESTED	TOTAL
Theological values	39.29% 33	57.14% 48	3.57% 3	84
Values and perspectives on social issues	75.56% 68	24.44% 22	0.00% 0	90
Judeo-Christian traditions	14.77% 13	63.64% 56	21.59% 19	88
Non-western religions	28.74% 25	59.77% 52	11.49% 10	87
Coping with life	71.59% 63	25.00% 22	3.41% 3	88
Religious implications of science modern knowledge	42.53% 37	54.02% 47	3.45% 3	87
Philosophical ideas	60.92% 53	36.78% 32	2.30% 2	87
Family relationships and values	58.14% 50	40.70% 35	1.16% 1	86
Creative and artistic activities	36.05% 31	46.51% 40	17.44% 15	86
Spiritual growth	76.14% 67	21.59% 19	2.27% 2	88
Life's stages	52.87% 46	40.23% 35	6.90% 6	87
UU History	26.44% 23	60.92% 53	12.64% 11	87
Other	30.77% 8	38.46% 10	30.77% 8	26



### Q21 Objectives of the worship service

Answered: 91 Skipped: 13



	VERY IMPORTANT	SOMEWHAT IMPORTANT	NOT IMPORTANT	TOTAL
To inspire reverence and awe	35.56% 32	40.00% 36	24.44% 22	90
To help us understand ourselves better; self reflection	85.71% 78	14.29% 13	0.00% 0	91
To show new paths for individual growth and change	89.01% 81	10.99% 10	0.00% 0	91
To provide a supportive environment for developing individual dignity	80.00% 72	18.89% 17	1.11% 1	90

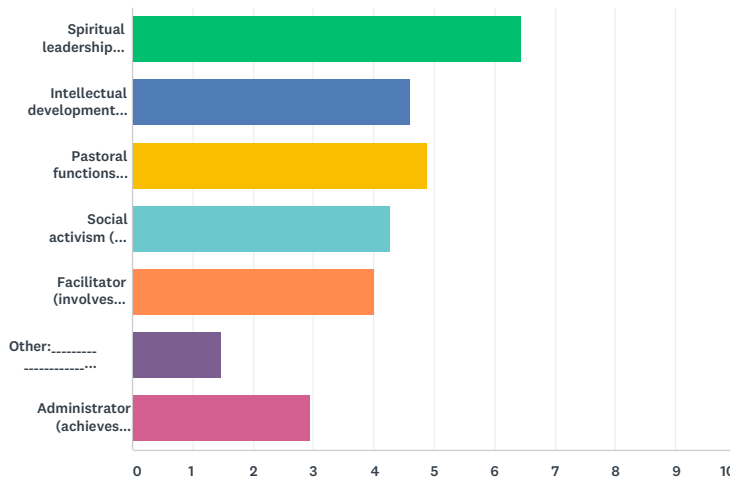
To encourage to act on their convictions	70.45% 62	28.41% 25	1.14% 1	88
To build community	87.64% 78	12.36% 11	0.00% 0	89
Other	16.67% 3	50.00% 9	33.33% 6	18

**Q22 Please add any comments regarding the content or format of Sunday services.**

Answered: 35 Skipped: 69

Q23 A variety of functions comprise a minister's work. Each minister has to prioritize his or her time. Please RANK (using 1 as the most important, 2 as the next most important, etc.) the following functions in the order in which you would like your next minister to prioritize his or her time.

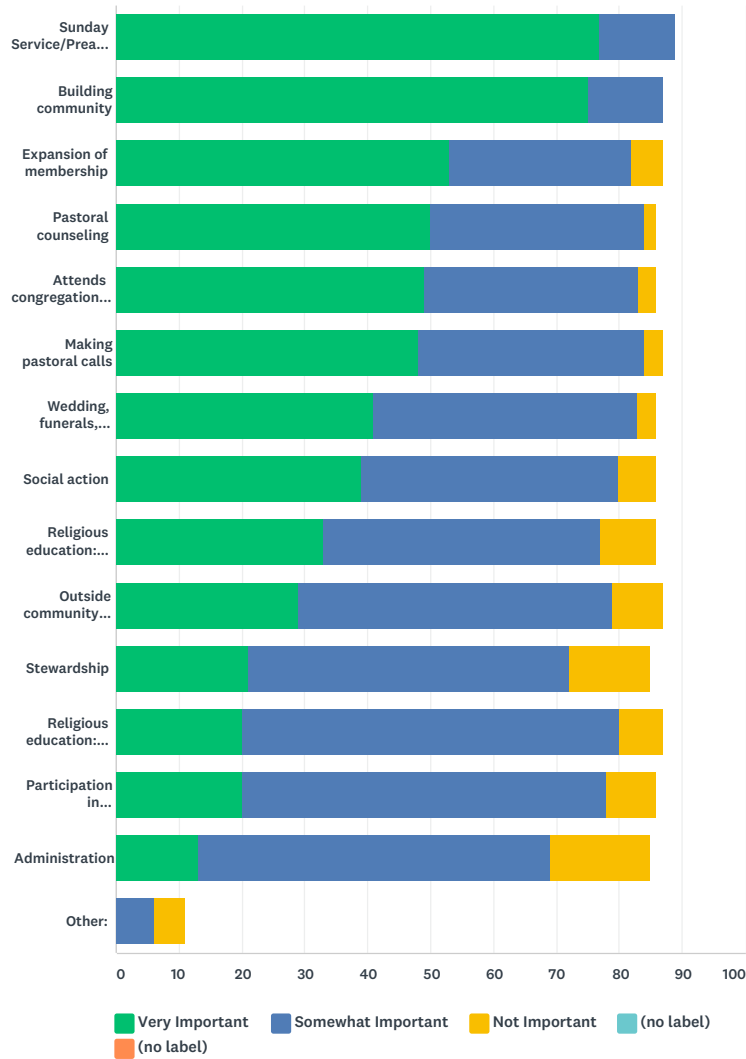
Answered: 88 Skipped: 16



	1	2	3	4	5	6
Spiritual leadership (including preparation for worship services and celebrations)	73.81% 62	9.52% 8	11.90% 10	1.19% 1	1.19% 1	1.19% 1
Intellectual development (challenges and stimulates the intellectual development of the congregation)	10.84% 9	26.51% 22	21.69% 18	7.23% 6	22.89% 19	9.64% 8
Pastoral functions (counseling, visiting the sick, etc.)	6.17% 5	27.16% 22	30.86% 25	23.46% 19	8.64% 7	3.70% 3
Social activism ( promoting ethical values in the larger community)	5.06% 4	20.25% 16	17.72% 14	22.78% 18	21.52% 17	12.66% 10
Facilitator (involves others in congregation life)	3.80% 3	13.92% 11	13.92% 11	31.65% 25	21.52% 17	13.92% 11
Other:.....	2.78% 1	0.00% 0	5.56% 2	2.78% 1	0.00% 0	0.00% 0
Administrator (achieves results by supporting the efforts of others)	0.00% 0	8.54% 7	4.88% 4	13.41% 11	19.51% 16	53.66% 44

Q24 Of the following ministerial functions, rate each according to its importance to you.

Answered: 89 Skipped: 15



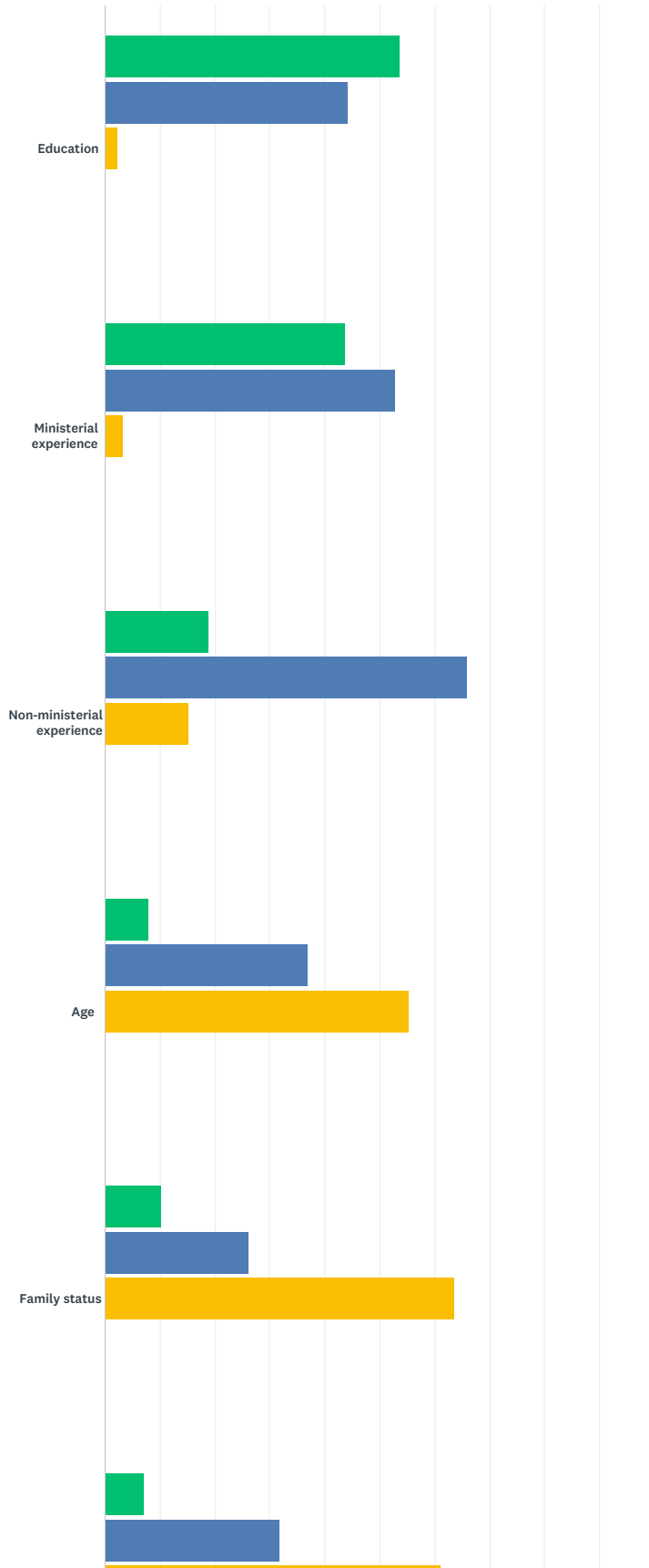
	VERY IMPORTANT (1)	SOMEWHAT IMPORTANT (2)	NOT IMPORTANT (3)	(NO LABEL) (4)	(NO LABEL) (5)	TOTAL
Sunday Service/Preaching	86.52% 77	13.48% 12	0.00% 0	0.00% 0	0.00% 0	89
Building community	86.21% 75	13.79% 12	0.00% 0	0.00% 0	0.00% 0	87
Expansion of membership	60.92% 53	33.33% 29	5.75% 5	0.00% 0	0.00% 0	87
Pastoral counseling	58.14% 50	39.53% 34	2.33% 2	0.00% 0	0.00% 0	86
Attends congregational events	56.98% 49	39.53% 34	3.49% 3	0.00% 0	0.00% 0	86
Making pastoral calls	55.17% 48	41.38% 36	3.45% 3	0.00% 0	0.00% 0	87
Wedding, funerals, dedications	47.67% 41	48.84% 42	3.49% 3	0.00% 0	0.00% 0	86
Social action	45.35% 39	47.67% 41	6.98% 6	0.00% 0	0.00% 0	86
Religious education: children	38.37% 33	51.16% 44	10.47% 9	0.00% 0	0.00% 0	86
Outside community involvement	33.33% 29	57.47% 50	9.20% 8	0.00% 0	0.00% 0	87
Stewardship	24.71% 21	60.00% 51	15.29% 13	0.00% 0	0.00% 0	85

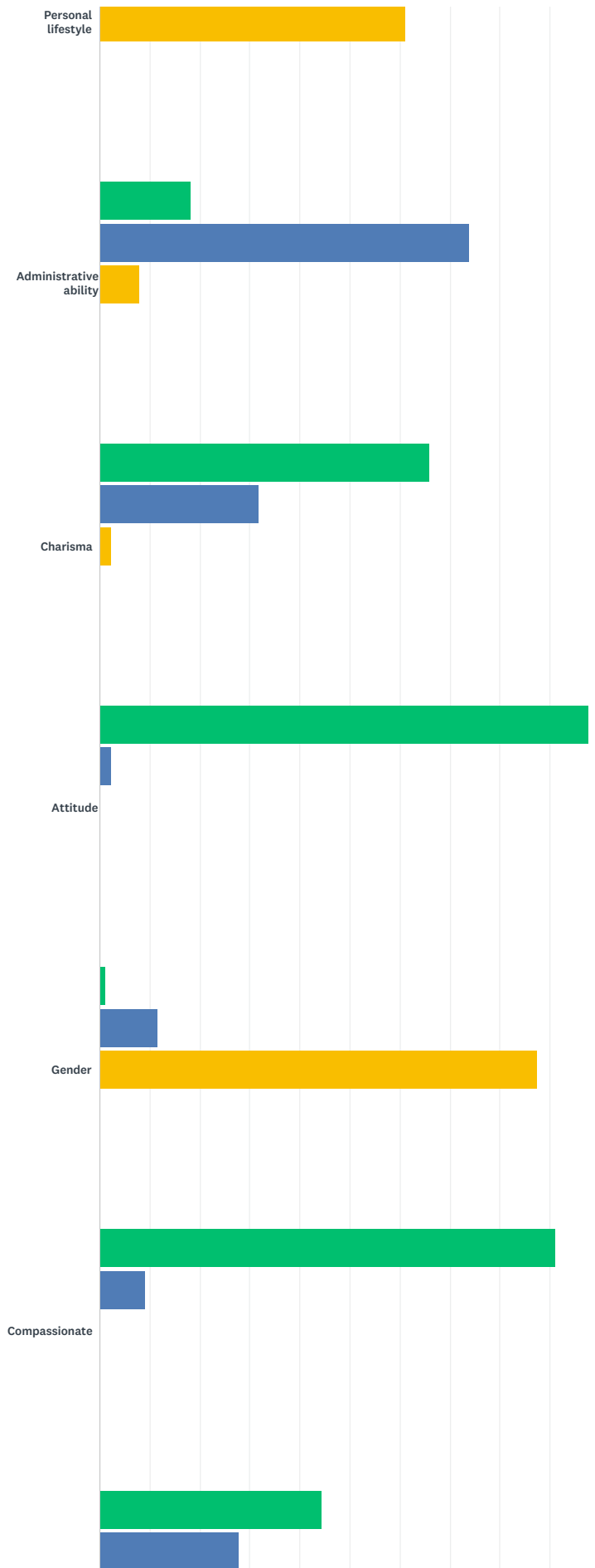
Religious education: adult	22.99% 20	68.97% 60	8.05% 7	0.00% 0	0.00% 0	87
Participation in denominational activities	23.26% 20	67.44% 58	9.30% 8	0.00% 0	0.00% 0	86
Administration	15.29% 13	65.88% 56	18.82% 16	0.00% 0	0.00% 0	85
Other:	0.00% 0	54.55% 6	45.45% 5	0.00% 0	0.00% 0	11

BASIC STATISTICS						
	MINIMUM	MAXIMUM	MEDIAN	MEAN	STANDARD DEVIATION	
Sunday Service/Preaching	1.00	2.00	1.00	1.13	0.34	
Wedding, funerals, dedications	1.00	3.00	2.00	1.56	0.56	
Pastoral counseling	1.00	3.00	1.00	1.44	0.54	
Social action	1.00	3.00	2.00	1.62	0.61	
Religious education: adult	1.00	3.00	2.00	1.85	0.54	
Religious education: children	1.00	3.00	2.00	1.72	0.64	
Administration	1.00	3.00	2.00	2.04	0.58	
Expansion of membership	1.00	3.00	1.00	1.45	0.60	
Attends congregational events	1.00	3.00	1.00	1.47	0.56	
Making pastoral calls	1.00	3.00	1.00	1.48	0.56	
Stewardship	1.00	3.00	2.00	1.91	0.63	
Participation in denominational activities	1.00	3.00	2.00	1.86	0.55	
Building community	1.00	2.00	1.00	1.14	0.34	
Outside community involvement	1.00	3.00	2.00	1.76	0.61	
Other:	2.00	3.00	2.00	2.45	0.50	

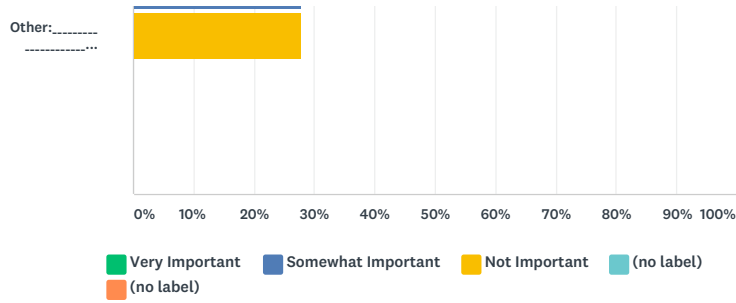
Q25 Of the following personal characteristics, rate each according to how you would select a minister.

Answered: 89 Skipped: 15





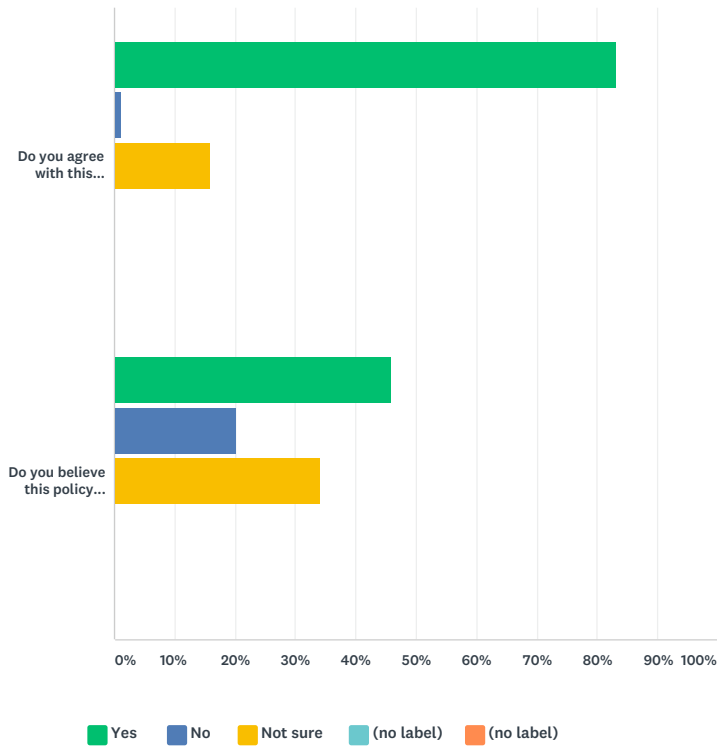




	VERY IMPORTANT	SOMEWHAT IMPORTANT	NOT IMPORTANT	(NO LABEL)	(NO LABEL)	TOTAL
Education	53.49% 46	44.19% 38	2.33% 2	0.00% 0	0.00% 0	86
Ministerial experience	43.82% 39	52.81% 47	3.37% 3	0.00% 0	0.00% 0	89
Non-ministerial experience	18.82% 16	65.88% 56	15.29% 13	0.00% 0	0.00% 0	85
Age	8.05% 7	36.78% 32	55.17% 48	0.00% 0	0.00% 0	87
Family status	10.23% 9	26.14% 23	63.64% 56	0.00% 0	0.00% 0	88
Personal lifestyle	7.06% 6	31.76% 27	61.18% 52	0.00% 0	0.00% 0	85
Administrative ability	18.18% 16	73.86% 65	7.95% 7	0.00% 0	0.00% 0	88
Charisma	65.91% 58	31.82% 28	2.27% 2	0.00% 0	0.00% 0	88
Attitude	97.73% 86	2.27% 2	0.00% 0	0.00% 0	0.00% 0	88
Gender	1.15% 1	11.49% 10	87.36% 76	0.00% 0	0.00% 0	87
Compassionate	90.91% 80	9.09% 8	0.00% 0	0.00% 0	0.00% 0	88
Other:.....	44.44% 8	27.78% 5	27.78% 5	0.00% 0	0.00% 0	18

Q26 UU tradition and the congregation's historical practice is that the minister should have freedom of the pulpit, whereby she/he may express whatever views she/he may hold without censorship from the congregation.

Answered: 88 Skipped: 16



	YES	NO	NOT SURE	(NO LABEL)	(NO LABEL)	TOTAL
Do you agree with this policy?	82.95% 73	1.14% 1	15.91% 14	0.00% 0	0.00% 0	88
Do you believe this policy extends to the expression of partisan political views?	45.88% 39	20.00% 17	34.12% 29	0.00% 0	0.00% 0	85